BIODY XPERT ZM 3

Made in France

Body Composition Analysis Device

2 in 1
Measurements without cables or with cables

Easy to use
10 seconds
Tactile electrodes
Audio and visual guidance

Portable
Lightweight (300 g)
Compact
Battery operated

Connected
Compatible with smartphone, tablet, and computer
Android and iOS application
Synchronization with the browser

Reliable
Direct measurement electrodes
Patented hand/foot system
BIS technology from 1 to 1000 kHz

Software evolution
SAAS Mode

All patients
From children to bedridden patients



Ergonomic: adapted to all sizes and body types



Touch activation: "Touch'n start"



Exclusive 2 in 1 system

Without cables



With cables



Wireless measurement process

STEP 1
Measurement taken by the subject



STEP 2
Synchronization of the measurement



STEP 3
Reading of the results



by the professional



by the subject

Technical Specifications

Quadripolar measurement (4 electrodes)
Multifrequency measurement from 1 to 1000 kHz
Measurement range: 20 to 1500 Ohms
Accuracy: Impedance 1%, Phase Angle 0.2°
Current intensity: 35 µA
Wireless connection: Bluetooth™
Power supply: LR6 Batteries
Weight: 300 g

Compatibility

Internet access required
Bluetooth™ LE 5.0 minimum
Minimum OS version
Windows 10
MacOS: Monterey 12
Android 10 - iOS 13

iOS

Included

1 BIODY XPERT ZM 3
2 Rechargeable LR6 Batteries of 2700mAh
1 USB/MicroUSB Cable
1 Wall Charger
2 Cables for wired function
1 User Manual
1 Biodymanager.com License
1 Case

Manufactured by
Aminogram
La Ciotat - FR
MD CE 0459

ISO 13485:2016

RESULTS OBTAINED

BIODY MANAGER

THEORETICAL GAPS

Fat Mass	Muscule Mass	Water Volume
+12.42 kg	+10.18 kg	-0.58 L

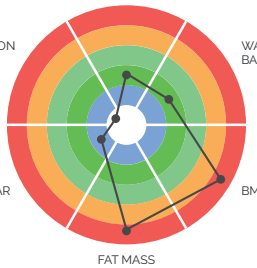

EXCEPTIONAL | VERY GOOD | IN THE STANDARD
CLOSE TO THE STD | TO MONITOR | TO TREAT

SPECTROSCOPY DATA

Print

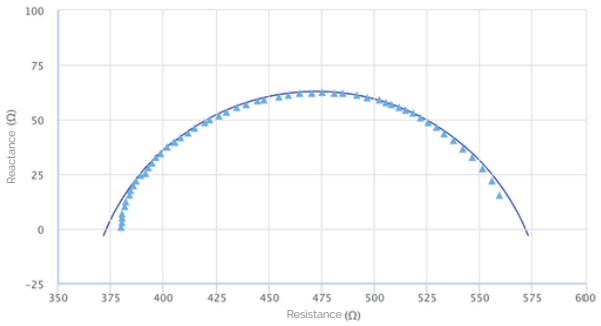

R∞ = 376.295 Ω
Re = 568.5 Ω
Ri = 1113 Ω
C = 3.18 nF
Fo = 29.725 kHz
Rc = 472.4 Ω
Xc = -41.6 Ω

Export data

BMI= FMI + FFMI



FMI — FAT MASS INDEX

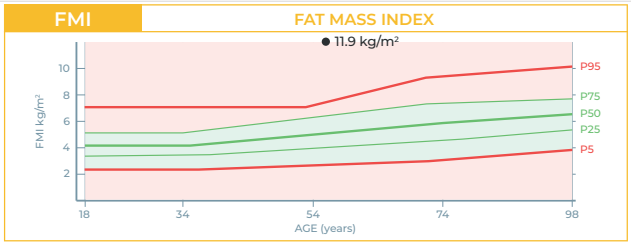

FFMI — FAT FREE MASS INDEX

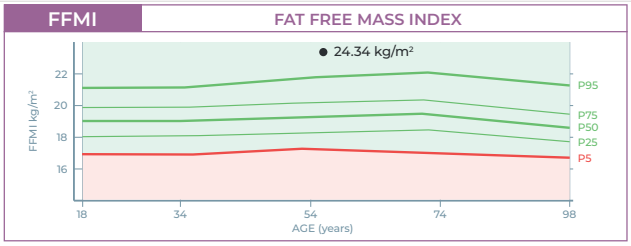

WEIGHT COMPOSITION

	VALORES LÍMITE	
Weight (W)		110.00 kg.
Fat Mass (FM)	7.70 kg - 28.98 kg	36.30 kg
Fat free mass (FFM)	< 51.47 kg	73.70 kg
Total protein mass (TBPro)	< 9.63 kg	15.93 kg
Minerals (TBM)	< 2.58 kg	3.89 kg
Total Body Water (TBW)	52 L - 57 L	53.88 L
Skeletal muscle mass (SMM)	< 26.25 kg	39.92 kg
Water balance (ECW/TBW)	35.00% - 41.00%	38.98%

BIOELECTRIC MARKERS

Phase Angle	6.6°
Impedance Ratio (IR)	Z200/Z5 0.779

SYNTHESIS — INDEX



RATIOS

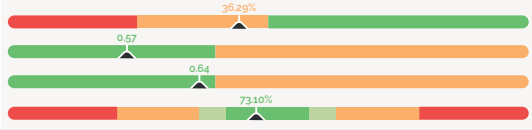

FAT MASS AT CONSTANT HYDRATION

Calculated Value	32.90%
Estimated Reference	21.69%
Theoretical Gap	12.42kg

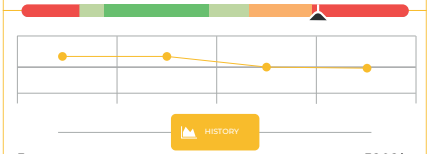

Fat mass	36.06 kg
Index (FMI)	11.91 kg/m²

SKELETAL MUSCLE MASS

Calculated Value	39.67kg
Estimated Reference	29.4 kg
Theoretical Gap	10.18 kg

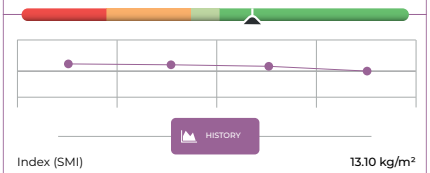

Index (SMI)	13.10 kg/m²
Ratio on fat free mass	51.93%

TOTAL WATER

Calculated Value	35.59 L
Estimated Reference	53.47 L
Theoretical Gap	-0.12 L

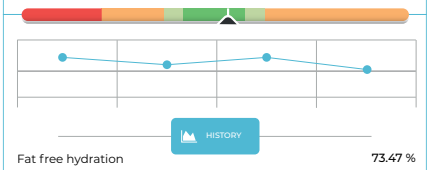

Fat free hydration	73.47 %
Hydration level	49.16 %

Other indicators

BASAL METABOLIC RATE	ENERGY EXPENDITURE	CRUDE FAT MASS
FAT FREE HYDRATION LEVEL	WATER BALANCE (ECW | ICW)	FAT FREE WATER BALANCE
APPENDICULAR SKELETAL MUSCLE MASS	METABOLIC PROTEIN MASS	BODY CELL MASS
FAT FREE MASS	BONE MINERAL CONTENT	DRY FAT FREE MASS

History

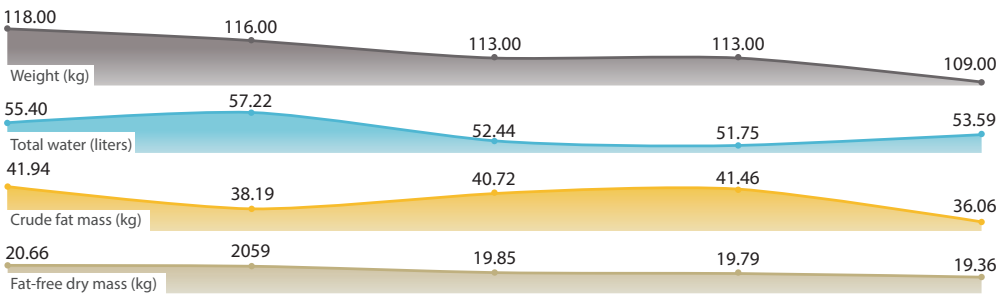

Evolution

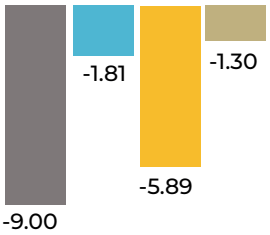

Pediatric Patient Dashboard

BIODY MANAGER

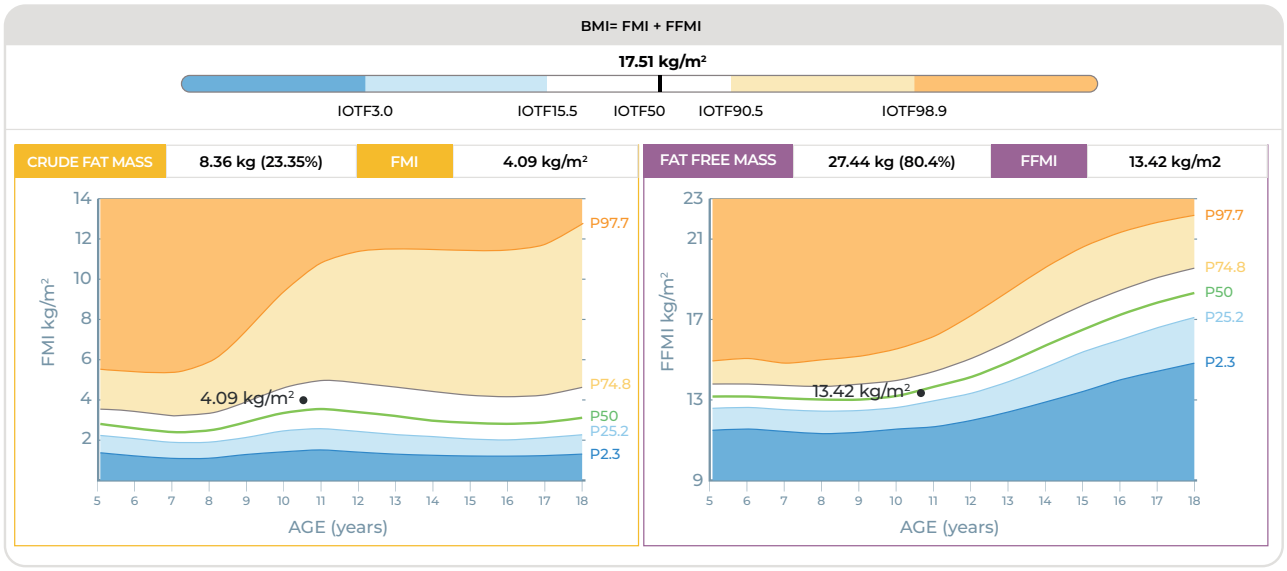

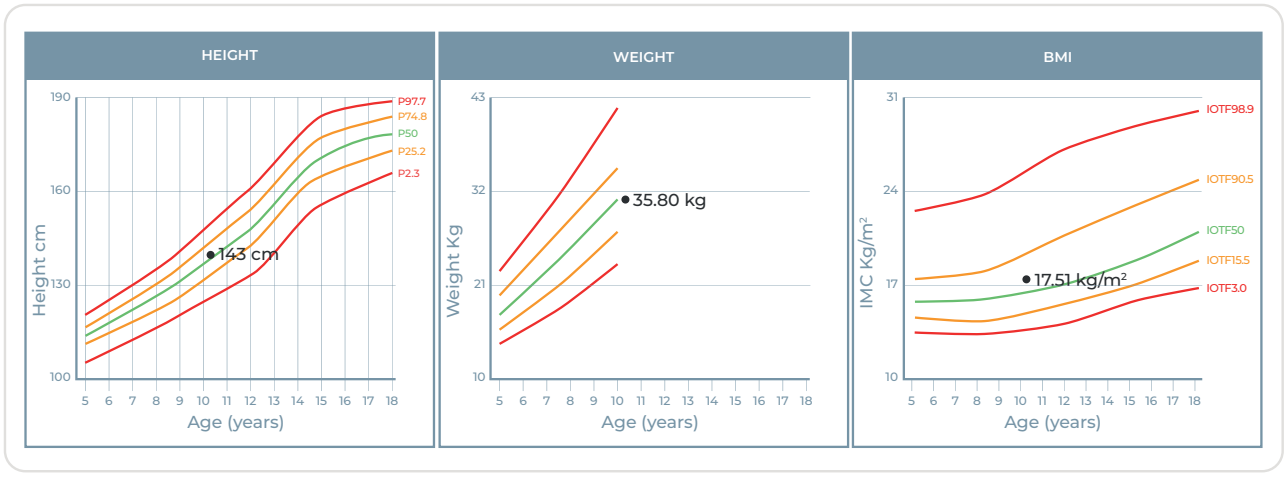

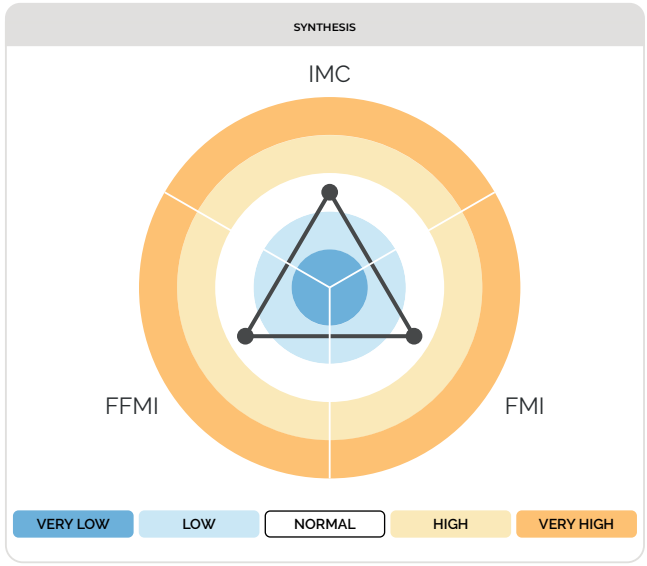

Record

Height (cm)	138.00	140.00
Weight (kg)	56	58
Crude fat mass (kg)	15.79	16.27
Fat free mass (kg)	40.43	41.73

Evolution

2.00	2.00	0.48	1.30